



LITTLE FLOWER CHILDREN SCHOOL-BALLIA



Affiliated to CBSE New Delhi [10+2]



The time to cheer aloud,
The time when you can play,
On the beach with your loved ones,
And do what your heart say,
There is no one to see here,
There is nothing as such to see,

Only the sunlight passing the home,
And clear blue sky as can be,
Summers are finally here,
So have a good summer time,
As it's the most amazing time
Happy Summer Time.

Session:2024-25

NURSERY

Passport Size
Paste Photo

Students Name _____

Roll No: _____

Section: _____

Holiday Homework

NOTICE

NOTICE NO: Ifcs/May/09/2024

Date:18/05/2024

Dear Parents,

Vacation is an excellent time to learn new skills It is a welcome break for the children to enjoy and explore things in their own way. Just the right time to let the children do some creative work.

Here are some interesting and fun-filled assignments for the children to learn and keep them occupied during the holidays. These assignments have been designed to ensure that the children enjoy and learn at same time, we would appreciate if the children do the assignments on their own. Help and guidance may be given wherever required. Let's work together towards the betterment of the students. **Exciting Prizes will be provided to the best five Holiday Assignments.**

Happy Holidays

General Instructions that are to be followed:

1. This is to notify that the school announce Summer Vacation 2024 from 20th May 2024 to 30 June 2024. The classes will resume on 1 July 2024, Monday. as usual.
2. Summer Vacation Home Assignment is available at our website [Website:www.ifcsballia.co.in](http://www.ifcsballia.co.in)
3. Office will remain open from 8:00 am to 1:00 pm during summer vacation.
4. The Holiday Home work is to be done neatly with relevance to the question asked and to be submitted to the subject teacher at the time of reopening of the school i.e. 1 July 2024.
5. Mock test Result Distribution will be held on 24-05-2024,timing 9 am to 12 pm. Scholarship will be awarded to the Toppers of AISSE exam 2024 on 24th May 2024, Friday at 11 am.
6. Download the holiday homework pages and complete the task.
7. Handwriting should be neat and legible.
8. All the subject holiday homework should be done in Holiday home work copy / given worksheet.
9. The holiday homework would be graded.
10. The work should be original and not copied from internet.
- 11.The assignments should be submitted to the respective subject teachers. Surprise recapitulation will be done by the teachers in the month of July.
12. Encourage your ward to do the assigned holiday homework independently.

Summer Tips to be followed:

1. A healthy mind resides in a healthy body"- Pay attention to your health, go for morning and evening walks, drink lots of water, avoid the consumption of junk food, eat healthy and stay healthy.
2. Open your mind for reading newspapers, novels, blogs and stories that will help you in increasing your vocabulary.
3. Indulge yourself into activities like cooking, singing, dancing, aerobics, cycling, trekking, swimming, art and craft, river rafting and gardening. And share your experience with your family and friends.
4. Spend quality time with your grandparents and parents, talk to them regarding their experience of school.

Thanks & Regards
LFCS BALLIA

HOLIDAY



Class Nursery(2024-25)

Children are amazing...cherish them

They are believable...

trust them

They are childlike...

let them

They are energetic...

nourish them

Here now, be with them...

Innocent, delight in them...

Magical, fly with them...



Let's indulge our children in some fun-loving and learning

activities meant for children in vacation which are

specially designed to reinforce essential

skills learnt at school and to help the

students establish regular habits.

It's an opportunity for parents to be

part of their learning process.




activity TIME

DESIGN YOUR OWN FLASH CARDS (USING WASTE MATERIAL)

FLASH CARDS: ENGLISH AND HINDI LETTERS

- Students with initial (first name): a to f
 - a. Letters - s,a (print)
 - b. स्वर - अ, आ
- Students with initial (first name): g to l
 - a. Letters i,t (print)
 - b. स्वर - इ, ई
- Students with initial (first name): m to s
 - a. Letters n,p (print)
 - b. स्वर - उ, ऊ
- Students with initial (first name): t to z
 - a. Letters c, k, e (print)
 - b. स्वर - ए, ऐ, ओ



FLASH CARDS: NUMBERS

- Students with initial (first name): a to e - Numbers 1 to 10
- Students with initial (first name): f to j - Numbers 11 to 20
- Students with initial (first name): k to o - Numbers 21 to 30
- Students with initial (first name): p to t - Numbers 31 to 40
- Students with initial (first name): u to z - Ludo 1 to 40

- **MAKE YOUR OWN CLAY ABACUS**

Let's use different coloured clay and kulfi sticks to make your clay abacus and play and count. You can go creative.



- **BALLOON BADMINTON**

Make rackets with paper plates and ice-cream sticks and let's transform a simple balloon into an Olympic Sport.



- **NATURE WALK**

Let's listen to the sounds of birds in the early morning and distinguish between the different sounds. Also collect twigs, branches, dry leaves and pebbles and be creative with them.



- **ROCK PAINTING**

Let's explore mother nature... collect small pebbles/ stones and paint them to give a vibrant look.



- **ICE PAINTING**

Have fun with different colours, recognise them and experiment mixing colours using ice cubes.



BONDING TIME

EXPLORE LEARNING TOGETHER

Dear Mom and Dad,
I enjoyed my beginning weeks in Nursery, it was a mix of learning with fun. As I am breaking for vacations, there're few things I want you to do with me which will help me spend quality time with you and learn while I grow.

Let's eat at least 2 meals together and allow me to clear the table.

Let me give you a helping hand in the kitchen.

Keep me away from the electronic gadgets and spend quality time with me.

Let's go to my grand-parent's house as I want to read story books with them.

Let's make a small kitchen garden in our house where I will learn more about plants.

Help me learn 3 new sentences everyday in English.

Please take me to a village, I want to see fields where food is grown.

Take me out to play in a park everyday and help me learn more about flora and fauna.

RHYME TIME

- Let's learn and recite all the rhymes done in the class.
- Please learn one English/ Hindi rhyme not from the syllabus for the Rhyme Recitation Competition after the summer vacation.



GET READY FOR ART

Complete the craft activities given in 'Get Ready for Art Book':
Pg. No. 1 to 5

GAME TIME

Make a pattern on the floor and play game with your child.



TALK ON SUMMER VACATION

Encourage your child to speak few lines on 'Summer Vacation' when the school reopens.

Picture Talk

At the Restaurant



Ravi uncle has a carry home parcel.


The waiter is serving Grandfather and Grandmother.

Kitty and Pooja are having icecream.

Satpal and Kishan are having sandwich and milk shake.

Gopal wants juice.

At the Zoo



Satpal and Kishan are having a camel ride.


Mother and Gopal are watching the monkey.

The zoo keeper is carrying a lion's cub.

Kitty is looking at the monkey eating a banana.

Picture Talk

Going to School



Study Time



FIND 10 DIFFERENCES


PICTURE: 1



Circle the differences.

FIND 10 DIFFERENCES


PICTURE: 2



Circle the differences.

FIND 10 DIFFERENCES


PICTURE: 3



Circle the differences.

FIND 10 DIFFERENCES



PICTURE: 4



Circle the differences.

FIND 10 DIFFERENCES

PICTURE: 5



Circle the differences.

FIND 10 DIFFERENCES

PICTURE: 6



Circle the differences.

FIND 10 DIFFERENCES



PICTURE: 7



Circle the differences.

FIND 10 DIFFERENCES

PICTURE: 8



Circle the differences.

FIND 10 DIFFERENCES

PICTURE: 9



Circle the differences.

NURSERY

English Rhymes- Le. Pg. no. 6 to 10

Hindi Rhymes- Learn page no. 5 to 8.

English Stories – Learn and revise pg. no. 26 and 27.

Hindi Stories – Learn and Revise pg. no. 16 to 20.